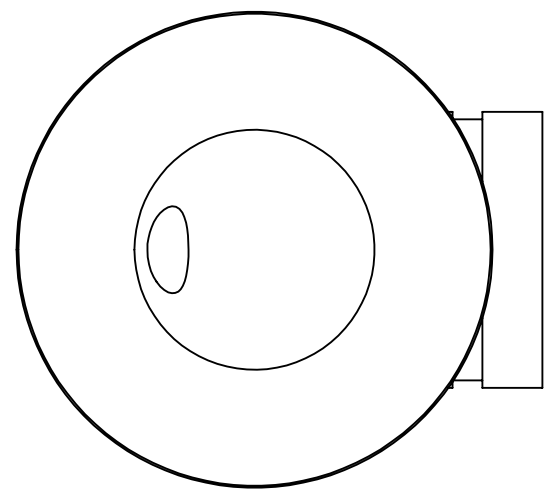
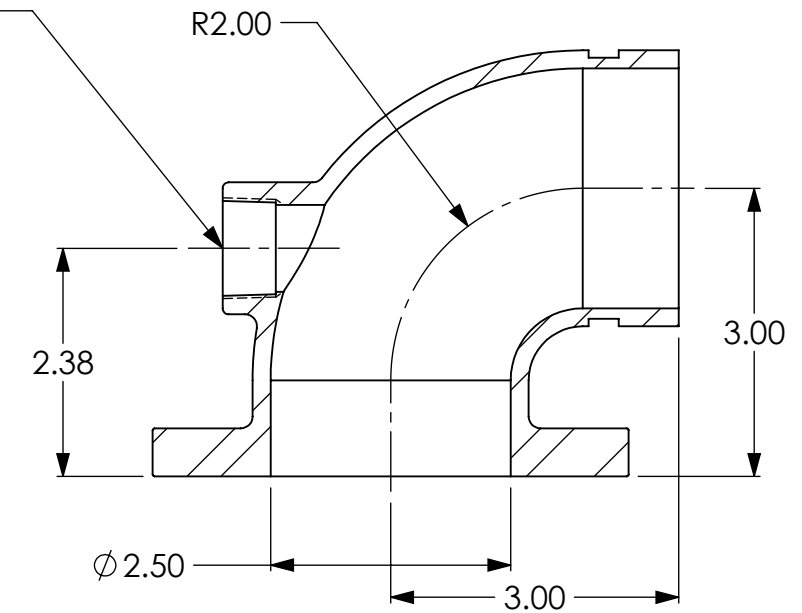
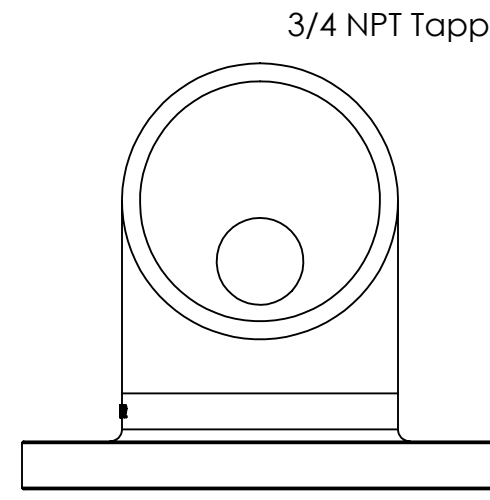
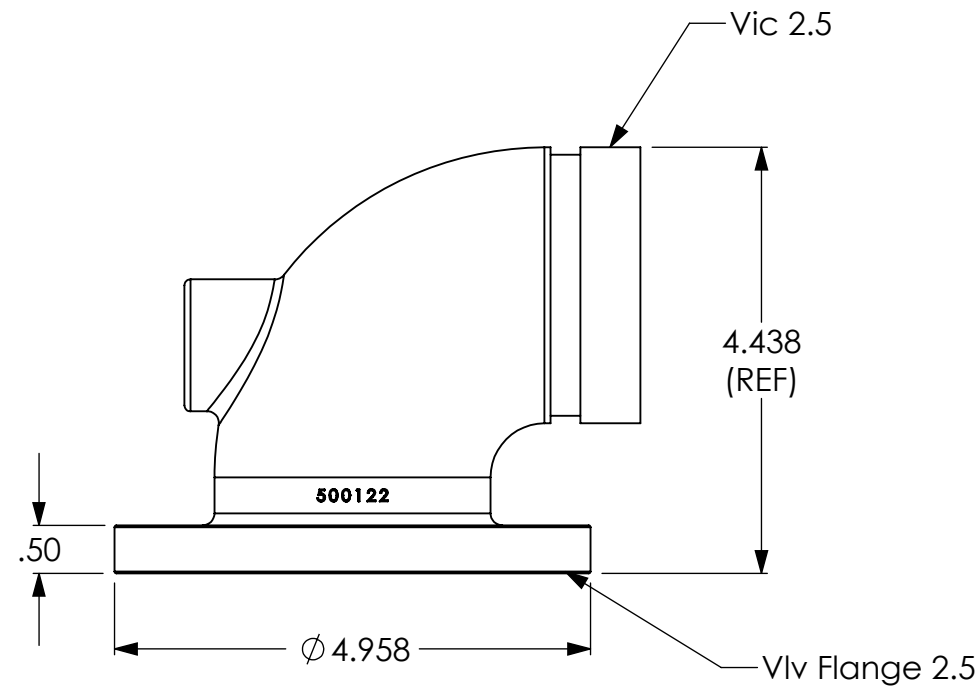
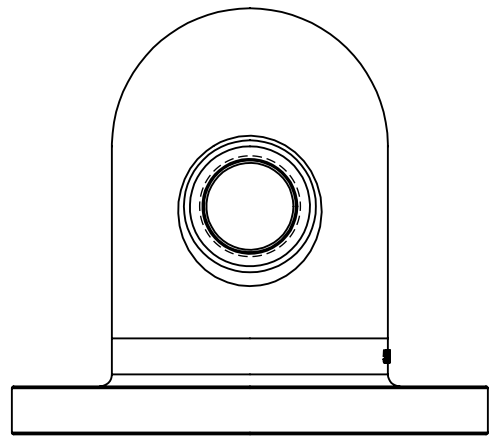
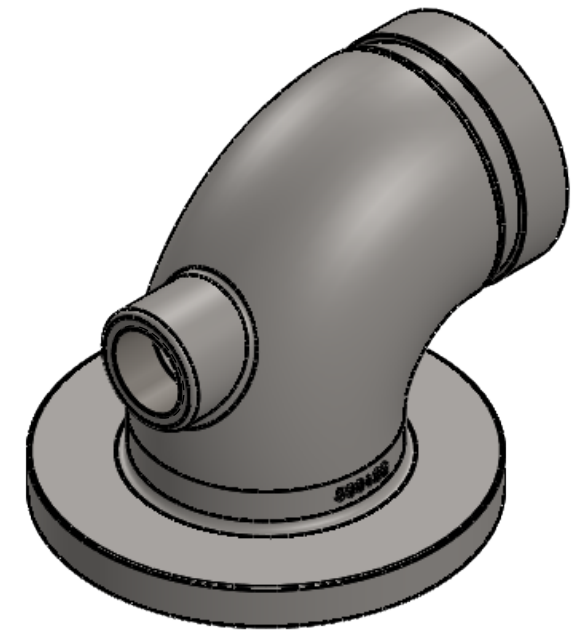
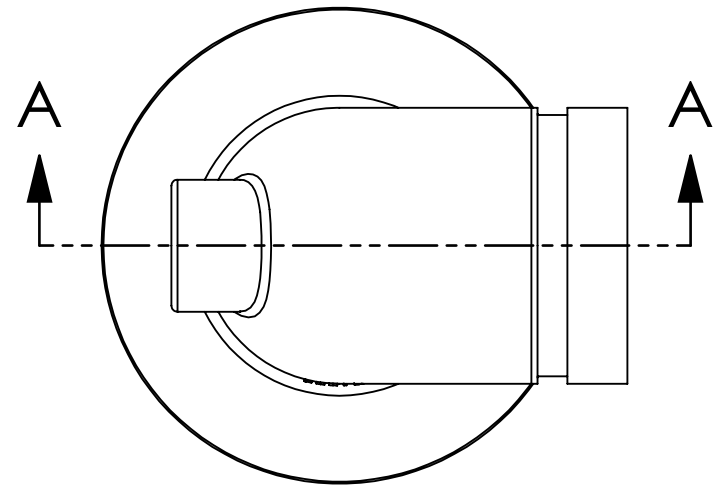


NOTES:

1. MATERIAL: AISI 304 STAINLESS STEEL.



SECTION A-A

DRAWING NOTES UNLESS OTHERWISE SPECIFIED
 1. All dimensions are in inches.
 2. Do not scale drawing.
 3. Decimal Tolerance X.XX = +/- 0.01
 4. Decimal Tolerance X.XXX = +/- 0.005
 5. Fractional Tolerance X/X = +/- 1/16
 6. Angle Tolerance: 0.5 degrees

APPROXIMATE WEIGHT (LBS)
 4.27

THE INFORMATION CONTAINED IN THIS DRAWING IS THE SOLE PROPERTY OF FIRE PROGRAMS, LLC. ANY REPRODUCTION IN PART OR AS A WHOLE WITHOUT THE WRITTEN PERMISSION OF FIRE PROGRAMS, LLC IS PROHIBITED.

FirePrograms
SOFTWARE

6405 SW 38th St, Bldg 200
 Ocala, FL 34474
 Phone: 800.327.7638
 www.fireprograms.com

TITLE
Flange Vlv 2.5 x 90 Deg

REVISIONS		
REV.	DATE	DESCRIPTION
A	6/28/2016	Initial Release
B	2/5/2018	Increase base diameter by .020.

DRAWING NUMBER 500122		REV B	SHEET SCALE 1:2
		DATE 2/5/2018	SHEET 1 OF 1